





# SMT POWER INDUCTORS

## Unshielded Drum Core - PA0390NL Series



-  **Height:** 5.1mm Max
-  **Footprint:** 8.89mm x 6.10mm Max
-  **Current Rating:** up to 6.0A
-  **Inductance Range:** 0.6 $\mu$ H to 113 $\mu$ H

### Electrical Specifications @ 25°C — Operating Temperature -40°C to +130°C

Part <sup>6,7</sup> Number	Inductance @ I <sub>RK</sub> A <sub>DC</sub> ( $\mu$ H $\pm$ 20%)	I <sub>rated</sub> <sup>5</sup> (A)	DCR (MAX) (m $\Omega$ )	Saturation Current (A) @ 25°C	Heating Current (A)
PA0390.471NL	0.6	6	9.7	7.7	6
PA0390.102NL	1.2	4.4	17.7	5.3	4.4
PA0390.152NL	1.6	4.2	20	4.5	4.2
PA0390.222NL	2.6	3.1	36.3	3.5	3.1
PA0390.332NL	3.8	2.9	42.8	3	2.9
PA0390.472NL	5.2	2.2	54.4	2.6	2.2
PA0390.682NL	6.9	1.7	89.7	2.2	1.7
PA0390.103NL	11	1.5	110.7	1.9	1.5
PA0390.153NL	16	1.2	174.7	1.5	1.2
PA0390.223NL	23	1	254.1	1.2	1
PA0390.333NL	36	0.82	367	0.99	0.82
PA0390.473NL	48	0.72	474	0.87	0.72
PA0390.683NL	73	0.58	732	0.67	0.58
PA0390.104NL	113	0.47	1109	0.53	0.47

- NOTES:**
- The temperature of the component (ambient plus temperature rise) must be within the specified operating temperature range.
  - Inductance tested at 100kHz, 250mV<sub>RMS</sub>
  - Inductance drop = 10% typical at the Saturation Current.
  - $\Delta T = 40^\circ\text{C}$  rise typical at the Heating Current
  - The rated current is the lower of the saturation or heating current.
  - Optional Tape & Reel packaging can be ordered by adding a "T" suffix to the part number (i.e. PA0390.102NL becomes PA0390.102NLT). Pulse complies to industry standard tape and reel specification EIA481.
  - The "NL" suffix indicates an RoHS-compliant part number. Non-NL suffixed parts are not necessarily RoHS compliant, but are electrically and mechanically equivalent to NL versions. If a part number does not have the "NL" suffix, but an RoHS compliant version is required, please contact Pulse for availability.

### Mechanical

### Schematic

